



City of Santa Barbara Food scraps Recovery Program



**UCSB Sustainability Conference
October 13, 2011**

SOLID WASTE PROGRAM

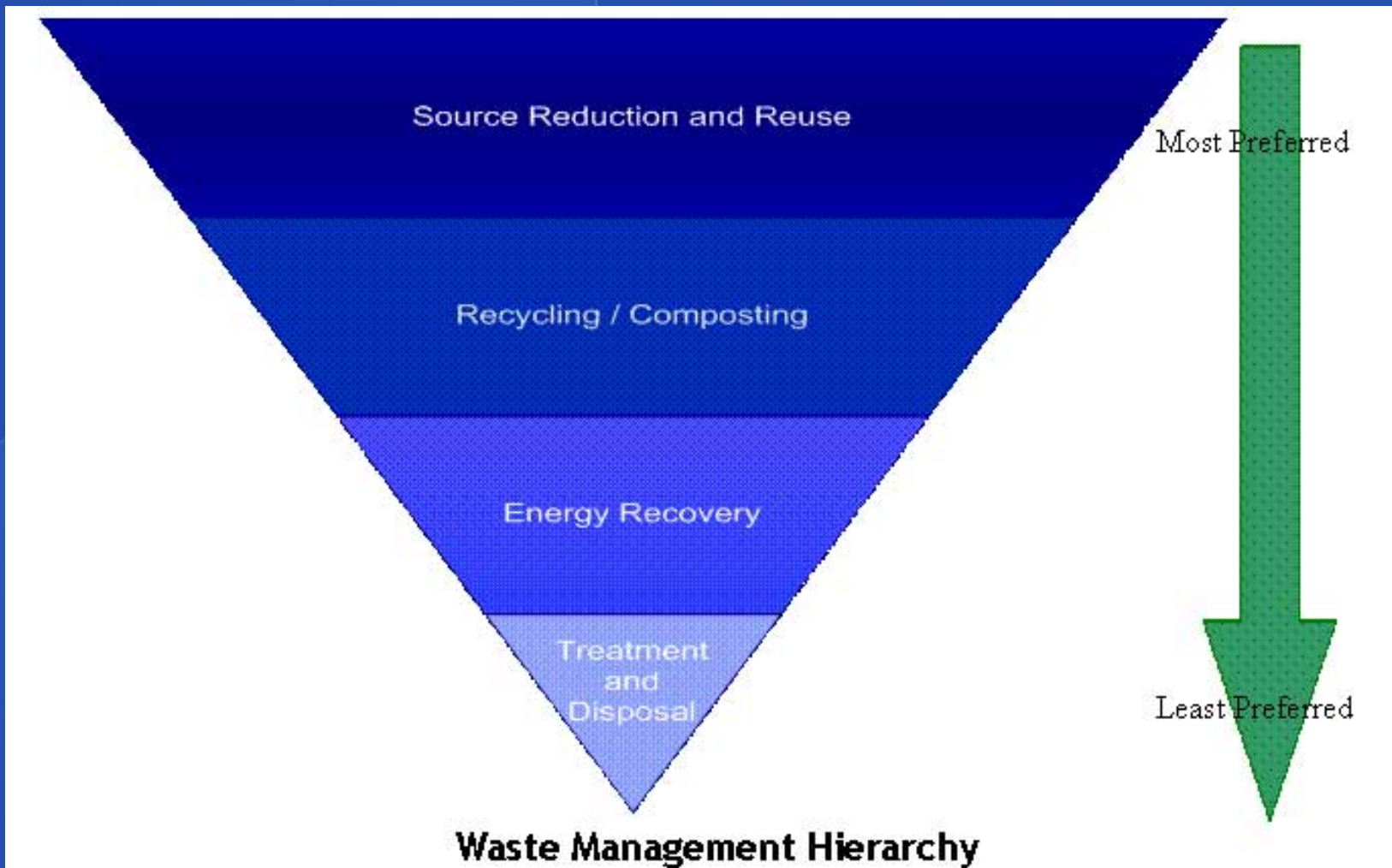
Mission Statement

“Provide reliable, cost-effective collection of residential and commercial recyclables, greenwaste, food scraps and refuse through the City’s franchised haulers, with a primary focus on maximizing diversion of solid waste from landfill disposal.”

SOLID WASTE PROGRAM

- ◆ 2002 Council Policy:
 - Develop a cost-effective solid waste management system
 - Maintain compliance with State mandates
 - Work to be a recycling leader in California
 - Reduce the volume of solid waste disposed through aggressive diversion programs
 - Minimize the City's exposure to liability
 - Conduct public outreach to City residents and businesses regarding benefits of participation

Guiding Principles





Why is Diversion a Priority?

- ◆ Burying waste in a landfill is the most expensive disposal option – short-term and long-term
 - Current tipping #72.75/ton
 - Tipping fees will continue to increase until closure
 - Every ton of waste buried carries long-term liability
 - The City will “own” every ton buried for many years
 - Case Study: Las Positas Landfill



Why is Diversion a Priority?

- ◆ In contrast...
 - Processing of source separated comingled recyclables generates revenue
 - No future or unknown liabilities
 - Composting of food scraps limits methane production at the landfill

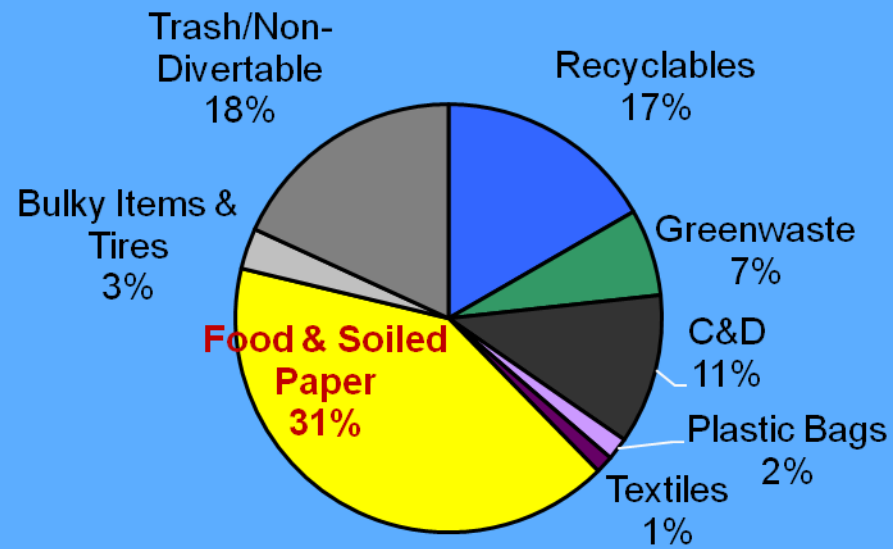


Why Target Food scraps?

- ◆ Environmental impacts of organics in a landfill
- ◆ Financial benefits
- ◆ Greatest opportunity for recovery
- ◆ Single largest portion of waste stream
- ◆ Produces valuable agricultural commodity

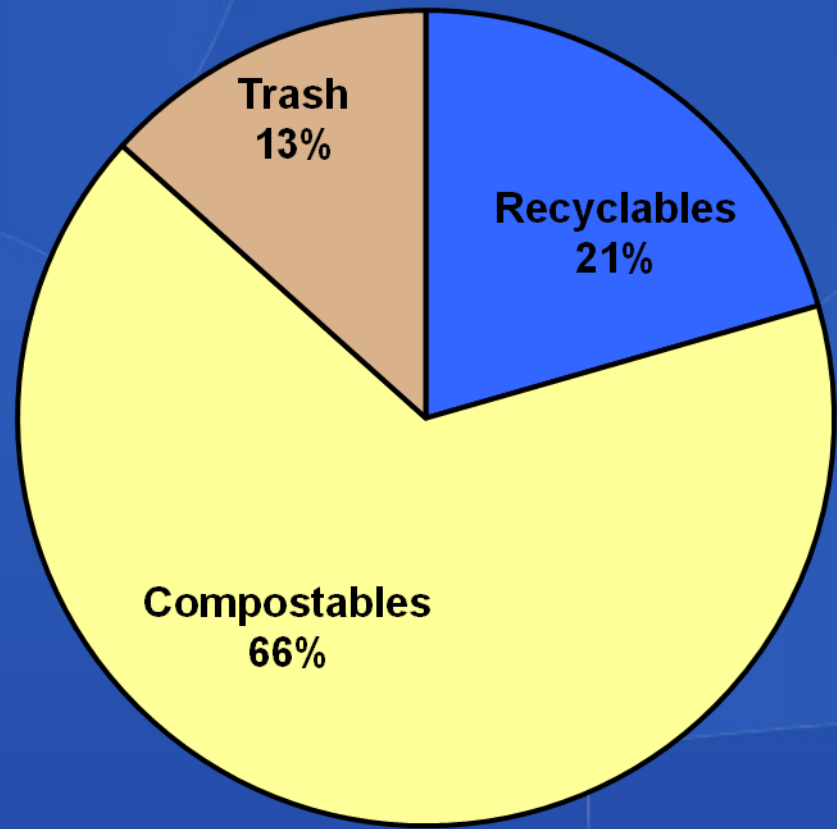
City of Santa Barbara Waste Characterization 2009

Business



Strong Candidates: Food-Serving Establishments

Typical Restaurant Waste Stream



Example: Increased Diversion at Restaurant

CURRENT

Landfill 12 yards/ week

Recycle
4 yards/ week

16 yards/ week
Recycling Rate= 25%

PROPOSED

Landfill
2 yards/
week

Recycle
8 yards / week

Food scraps
6 yards / week

= 16 yards/ week
Recycling Rate= 87%

Food Scrap-Specific Yellow Containers



Food Scrap-Specific Yellow Containers



Business Sector Food Scrap Collection Program

- ◆ Pilot: April 2007 to October 2009
 - ◆ 12 initial businesses
- ◆ November 1, 2011: City-wide Program
- ◆ Established discounted rates (15% of the price of equivalent trash services) for all recyclables including food scraps

Business Sector Food Scrap Collection Program

- ◆ As of October 1, 2011:
 - ◆ 150 participants: 135 businesses and 15 schools
 - ◆ Collecting average of 2,500 tons of food scraps per year
 - ◆ Hauled to Engel and Gray Inc. in Santa Maria for composting
 - ◆ Program still incentivized through rate structure (now 30% of the price of equivalent trash services)

Schools

- ◆ 18 Schools
- ◆ 95 yards³ per week
- ◆ Controlled arena
- ◆ Cost savings
- ◆ Teaching tool
- ◆ Future stewards



Typical School Program





Questions?

Matt Fore, REHS, MPA
Environmental Services Manager
City of Santa Barbara
1221 Anacapa St.
Santa Barbara, CA 93101
mfore@santabarbaraca.gov